
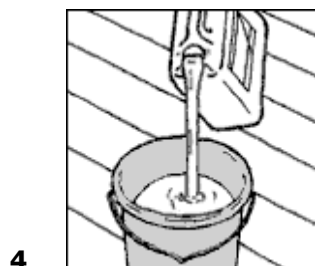



How to take care of your oiled parquet floor



Regularly clean the floors to remove dust

- using a dust cloth (Lamiflex)
- using a vacuum cleaner (soft brush)

☞ **Caution!**

During the first 10 days, don't use any water to clean your oiled parquet floor.

Every 3 – 4 weeks (or more frequently if required), mop your floor with a wood floor soap solution: Shake the soap bottle well before use. Pour wood floor soap into boiler-hot water using a mixing ratio of 1:40.

Use two buckets: 1 with soap solution and 1 with rinsing water:

1. Dip mop into bucket with soapy water and wring it out
2. Wipe the floor
3. Rinse mop in bucket with rinsing water

Repeat these 3 steps.

☞ **Caution!**

Use a cotton mop (not a microfiber mop).

Avoid vacancies:

Room temperature:	15 – 18 °C max.
Air humidity:	40 – 50 %